

## **REFERRAL FROM CABINET**

- a) Performance Report  
(Cabinet – 12 September 2013 – Minute 29)

Members considered a report summarising the overall performance within each Portfolio Holder's area of responsibility against indicators and targets agreed by Cabinet in July 2013.

The Head of Transformation and Strategy reported that 80% of indicators were on target however, there were four indicators that were currently performing 10% or more below target and therefore in the 'red' category.

The Leader of the Council noted that a number of the targets had only been missed by a small amount. However, the number of missed refuse collections was important as the refuse service was a key universal service that the Council provided to every resident of the District. This service therefore needed to be gold standard.


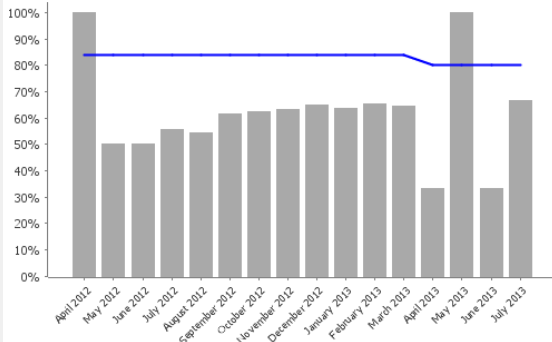

The Cabinet discussed the 'red' indicators relating to the Planning Service and agreed that these should be referred to the relevant Cabinet Advisory Committee.

Resolved: That the indicators relating to Planning Performance be referred to the Environment and Local Planning Advisory Committee for further investigation.


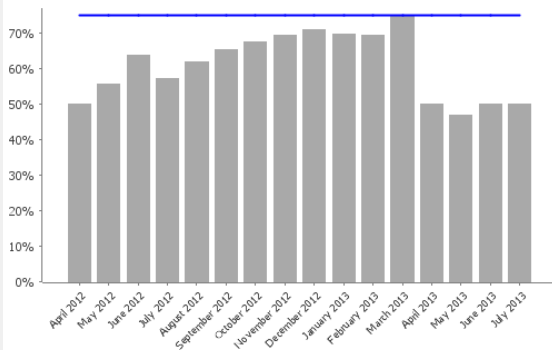

**Cabinet Performance Report** (Data for July 2013)

**Portfolio Holder for Planning & Environment**

Exceptions Report

| Code        | Short Name  | Current Months Value | Current Months Target | Current Months Status   | Performance Chart   | Cumulative (Year to Date) Performance |        |   | Officer Commentary   |
|-------------|---|----------------------|-----------------------|---|---|---------------------------------------|--------|---|--|
|             |   |                      |                       |   |   | 2013/14                               |        |   |  |
|             |   |                      |                       |   |   | Value                                 | Target | Status  |  |
| LPI DC 007a | Processing of planning applications: Major applications in 13 weeks | 66.67%               | 80.00%                |  |  | 54.55%                                | 80.00% |  | <p>In July two of three major applications were determined within the statutory period, the exception being the Morewood Close residential development which exceeded the statutory period because Members voted to defer the application at the April Committee for the scheme to be revised.</p> <p>For the year to date 6 of 11 major applications have been determined within the statutory period. Of those that went out of time Bouchier Close, Greatness Mills and 94-96 London Road were called to Committee.</p> <p>Communication was maintained throughout with the applicants in these cases including advance notification of the likely Committee date.</p> <p>Each of the remaining cases only slightly exceeded the statutory period and included an amendment to a scheme at Bonney Way, Swanley.</p> |

**Cabinet Performance Report (Data for July 2013)**

| Code           | Short Name   | Current Months Value | Current Months Target | Current Months Status   | Performance Chart  | Cumulative (Year to Date) Performance |            |          | Officer Commentary |          |     |           |     |           |     |             |     |                |     |              |     |               |     |               |     |              |     |               |     |            |     |            |     |          |     |           |     |           |     |     |     |   |   |
|----------------|--|----------------------|-----------------------|---|--|---------------------------------------|------------|----------|--------------------|----------|-----|-----------|-----|-----------|-----|-------------|-----|----------------|-----|--------------|-----|---------------|-----|---------------|-----|--------------|-----|---------------|-----|------------|-----|------------|-----|----------|-----|-----------|-----|-----------|-----|-----|-----|---|---|
|                |  |                      |                       |   |  | 2013/14                               |            |          |                    |          |     |           |     |           |     |             |     |                |     |              |     |               |     |               |     |              |     |               |     |            |     |            |     |          |     |           |     |           |     |     |     |   |   |
|                |  |                      |                       |   |  | Value                                 | Target     | Status   |                    |          |     |           |     |           |     |             |     |                |     |              |     |               |     |               |     |              |     |               |     |            |     |            |     |          |     |           |     |           |     |     |     |   |   |
| LPI DC 009     | Percentage of appeals against planning application refusal dismissed | 50%                  | 75%                   |  |  <table border="1"> <caption>Monthly Performance Data (Estimated)</caption> <thead> <tr> <th>Month</th> <th>Percentage</th> </tr> </thead> <tbody> <tr><td>Apr 2012</td><td>50%</td></tr> <tr><td>May 2012</td><td>55%</td></tr> <tr><td>June 2012</td><td>65%</td></tr> <tr><td>July 2012</td><td>58%</td></tr> <tr><td>August 2012</td><td>62%</td></tr> <tr><td>September 2012</td><td>65%</td></tr> <tr><td>October 2012</td><td>68%</td></tr> <tr><td>November 2012</td><td>70%</td></tr> <tr><td>December 2012</td><td>72%</td></tr> <tr><td>January 2013</td><td>70%</td></tr> <tr><td>February 2013</td><td>70%</td></tr> <tr><td>March 2013</td><td>75%</td></tr> <tr><td>April 2013</td><td>50%</td></tr> <tr><td>May 2013</td><td>48%</td></tr> <tr><td>June 2013</td><td>50%</td></tr> <tr><td>July 2013</td><td>50%</td></tr> </tbody> </table> | Month                                 | Percentage | Apr 2012 | 50%                | May 2012 | 55% | June 2012 | 65% | July 2012 | 58% | August 2012 | 62% | September 2012 | 65% | October 2012 | 68% | November 2012 | 70% | December 2012 | 72% | January 2013 | 70% | February 2013 | 70% | March 2013 | 75% | April 2013 | 50% | May 2013 | 48% | June 2013 | 50% | July 2013 | 50% | 50% | 75% |  | <p>The proportion of appeals dismissed has unfortunately risen this year after hitting the 75% target in 2012/13 if Member overturns are disregarded. Analysis of the appeals allowed shows that the determining issues were very wide ranging with no single issue dominant.</p> <p>Out of 20 appeals allowed since the beginning of the year, residential character and amenity which are often matters of individual judgement were determining issues in 7 cases and Green belt in 6 (generally extensions and replacement buildings), actually a lower proportion than in some previous quarters.</p> <p>The other appeals included two affordable housing cases where the previous history was particularly relevant, a highway safety issue, one fence, a listed building consent, a tree application and a lawful development certificate. Three appeals allowed were Member overturns.</p> <p>Officers continue to review appeal decisions to identify lessons for improving future practice and briefing sessions are also held on appeals for Development Control Committee Members.</p> |
| Month          | Percentage   |                      |                       |   |  |                                       |            |          |                    |          |     |           |     |           |     |             |     |                |     |              |     |               |     |               |     |              |     |               |     |            |     |            |     |          |     |           |     |           |     |     |     |   |   |
| Apr 2012       | 50%  |                      |                       |   |  |                                       |            |          |                    |          |     |           |     |           |     |             |     |                |     |              |     |               |     |               |     |              |     |               |     |            |     |            |     |          |     |           |     |           |     |     |     |   |   |
| May 2012       | 55%  |                      |                       |   |  |                                       |            |          |                    |          |     |           |     |           |     |             |     |                |     |              |     |               |     |               |     |              |     |               |     |            |     |            |     |          |     |           |     |           |     |     |     |   |   |
| June 2012      | 65%  |                      |                       |   |  |                                       |            |          |                    |          |     |           |     |           |     |             |     |                |     |              |     |               |     |               |     |              |     |               |     |            |     |            |     |          |     |           |     |           |     |     |     |   |   |
| July 2012      | 58%  |                      |                       |   |  |                                       |            |          |                    |          |     |           |     |           |     |             |     |                |     |              |     |               |     |               |     |              |     |               |     |            |     |            |     |          |     |           |     |           |     |     |     |   |   |
| August 2012    | 62%  |                      |                       |   |  |                                       |            |          |                    |          |     |           |     |           |     |             |     |                |     |              |     |               |     |               |     |              |     |               |     |            |     |            |     |          |     |           |     |           |     |     |     |   |   |
| September 2012 | 65%  |                      |                       |   |  |                                       |            |          |                    |          |     |           |     |           |     |             |     |                |     |              |     |               |     |               |     |              |     |               |     |            |     |            |     |          |     |           |     |           |     |     |     |   |   |
| October 2012   | 68%  |                      |                       |   |  |                                       |            |          |                    |          |     |           |     |           |     |             |     |                |     |              |     |               |     |               |     |              |     |               |     |            |     |            |     |          |     |           |     |           |     |     |     |   |   |
| November 2012  | 70%  |                      |                       |   |  |                                       |            |          |                    |          |     |           |     |           |     |             |     |                |     |              |     |               |     |               |     |              |     |               |     |            |     |            |     |          |     |           |     |           |     |     |     |   |   |
| December 2012  | 72%  |                      |                       |   |  |                                       |            |          |                    |          |     |           |     |           |     |             |     |                |     |              |     |               |     |               |     |              |     |               |     |            |     |            |     |          |     |           |     |           |     |     |     |   |   |
| January 2013   | 70%  |                      |                       |   |  |                                       |            |          |                    |          |     |           |     |           |     |             |     |                |     |              |     |               |     |               |     |              |     |               |     |            |     |            |     |          |     |           |     |           |     |     |     |   |   |
| February 2013  | 70%  |                      |                       |   |  |                                       |            |          |                    |          |     |           |     |           |     |             |     |                |     |              |     |               |     |               |     |              |     |               |     |            |     |            |     |          |     |           |     |           |     |     |     |   |   |
| March 2013     | 75%  |                      |                       |   |  |                                       |            |          |                    |          |     |           |     |           |     |             |     |                |     |              |     |               |     |               |     |              |     |               |     |            |     |            |     |          |     |           |     |           |     |     |     |   |   |
| April 2013     | 50%  |                      |                       |   |  |                                       |            |          |                    |          |     |           |     |           |     |             |     |                |     |              |     |               |     |               |     |              |     |               |     |            |     |            |     |          |     |           |     |           |     |     |     |   |   |
| May 2013       | 48%  |                      |                       |   |  |                                       |            |          |                    |          |     |           |     |           |     |             |     |                |     |              |     |               |     |               |     |              |     |               |     |            |     |            |     |          |     |           |     |           |     |     |     |   |   |
| June 2013      | 50%  |                      |                       |   |  |                                       |            |          |                    |          |     |           |     |           |     |             |     |                |     |              |     |               |     |               |     |              |     |               |     |            |     |            |     |          |     |           |     |           |     |     |     |   |   |
| July 2013      | 50%  |                      |                       |   |  |                                       |            |          |                    |          |     |           |     |           |     |             |     |                |     |              |     |               |     |               |     |              |     |               |     |            |     |            |     |          |     |           |     |           |     |     |     |   |   |

**Cabinet Performance Report** (Data for July 2013)